

STATE OF WESTCHESTER

2020 BLACK CHILDREN & YOUTH REPORT

30,865
Black Children under 18

14,992
Black Youth Ages 18-24

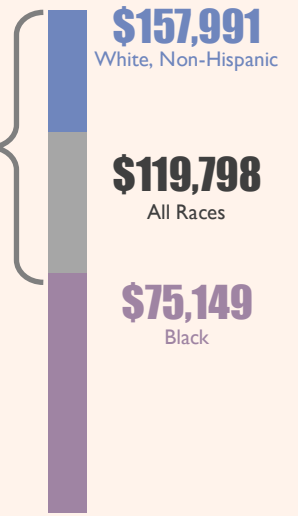
US Census, 2018 American Community Survey, 5 Yr Estimates, B01001B

Poverty Rates for Children Under 18

19% Black Children	11% All Children
	20% Hispanic
	4% White, Non-Hispanic

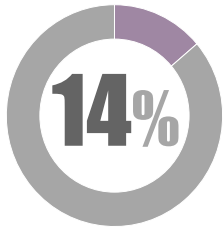
US Census 2018 American Community Survey, 5 Yr Estimates, B17001+ B, H, I

MIND THE RACIAL FAMILY INCOME GAP



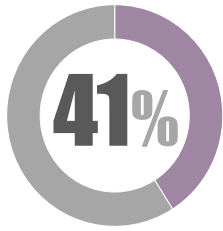
US Census, 2018 American Community Survey 5 Yr Estimates, B19113 + B, H

RACIAL INEQUITY FROM THE SCHOOL TO THE COURTROOM



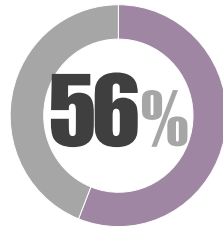
Black Children are 14% of Westchester children

US Census, 2018 American Community Survey, 5 Yr Estimates, S0901



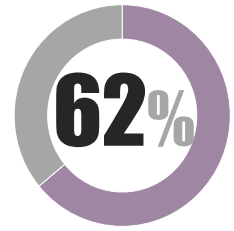
...but are 41% of public school children that receive out-of-school suspensions

US Department of Education, 2015-16 Civil Rights Data Collection, <https://ocrdata.ed.gov/>



...and make up 56% of kids in the foster care system

NYS Office of Children & Families, (2018), <https://ocfs.ny.gov/main/reports/maps/default.asp>



...and 62% of juvenile detentions in Westchester County

NYS Division of Criminal Justice Services, (2017) <https://criminaljustice.ny.gov/crimnet/ojsa/jj-reports/westchester.pdf>

NOTE: All US Census data can be obtained through <https://data.census.gov>

HOMELESSNESS & RACE



1.5 out of 10 people living in Westchester are black.



Nearly **7 out of 10 people** considered homeless by the US Department of Housing & Urban Development are black.

POPULATION: US Census, 2018 American Community Survey, 5 Yr Estimates, DP05
HOMELESSNESS: US Department of Housing & Urban Development, (2019), https://files.hudexchange.info/reports/published/CoC_PopSub_CoC_NY-604-2019_NY_2019.pdf

A SEPARATE EDUCATION

Sixty-six years after the US Supreme Court ruled that segregated schools were unconstitutional, black students are still facing an educational environment that delivers worse educational outcomes than their peers.

Out-of-School Suspension Rate (2015-16)	9% Black Students	3% All Students
	7% Black Females 12% Black Males	3% Hispanic
High School Graduation Rate (4 Yr) (August 2019)	80% Black Students	1% White
	84% Black Females 77% Black Males	90% All Students
		83% Hispanic
		96% White

SUSPENSION: US Department of Education, 2015-16 Civil Rights Data Collection. <https://ocrdata.ed.gov/>
HS GRADUATION: NY Education Department, <https://data.nysed.gov/>

HEALTHY LIVES MATTER



Black infants have a **mortality rate four times greater** than white infants. (2014-2016)



Black children are **five times more likely to be admitted to the hospital** for asthma as compared to white children ages 0-17. (2012-2014)

NYS Department of Health, <https://www.health.ny.gov/statistics/community/minority/county/westchester.htm>