

2022 COMMUNITY SNAPSHOT

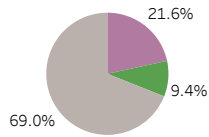
There are **199,968** residents in Yonkers.

Sources

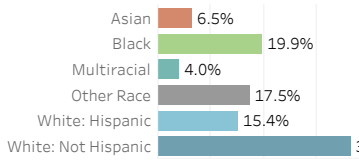
DEMOGRAPHICS (2019)

62,042 children and youth ages 24 and under.

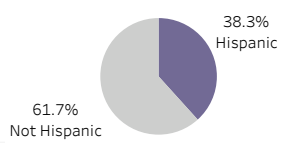
- Under 18
- 18-24
- Ages 25 and Above



Race (All Ages)



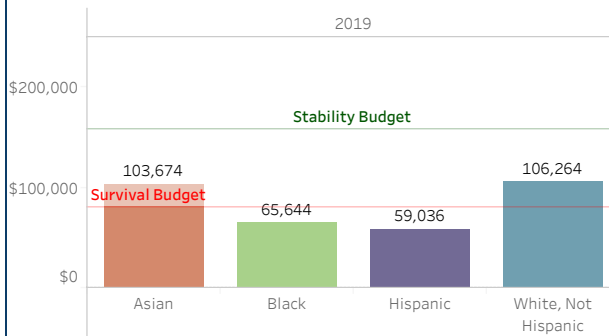
Hispanic/Non-Hispanic



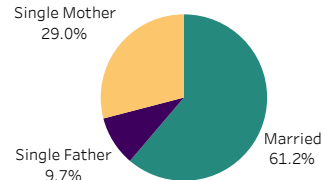
FAMILIES & SOCIOECONOMICS (2019)

The Median Income for Families with Children under 18 in Yonkers is **\$66,221**.

Median Household Income by Race (All Households)



Percent of Children in Family Type

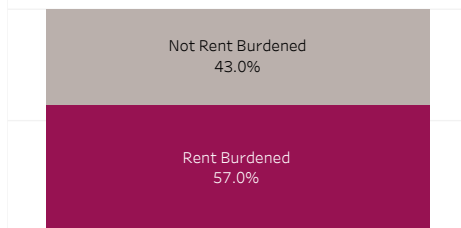


Population with Broadband Internet Access by Race




Rent Burdened Households

(spending more than 30% of household income on rent)



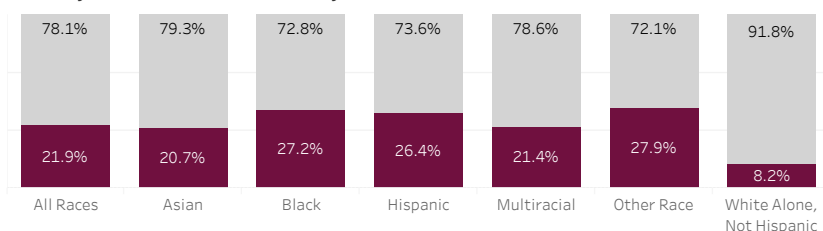
Population Living in Poverty/Low Income - All Ages

The Poverty Threshold in 2019 for a Household of Four was \$26,172.



In poverty: People in households with an income below the Poverty Threshold
Low Income: People in households with an income 100% to 200% of the Poverty Threshold


Poverty Rates for Children 0-17 by Race



Find child & youth homelessness data at wca4kids.org/homelessdashboard

Delayed or No Prenatal Care by Municipality (%)

The percentage of infants with delayed or no prenatal care is not available at the school district level. The list below shows rates by the municipalities found within the school district.



EDUCATION (Various)

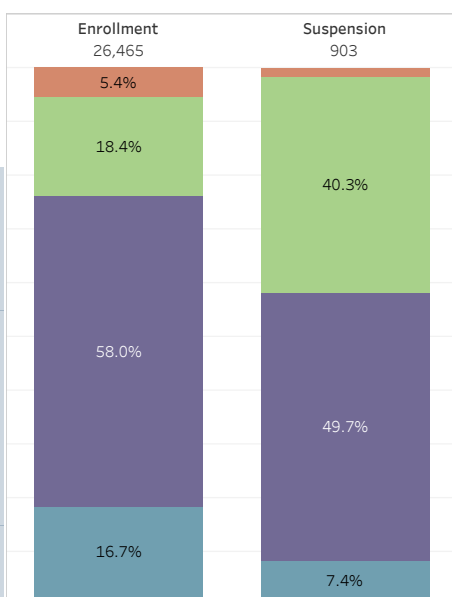
Early Education (2019)

An estimated **3,454** children ages 3 and above are enrolled in Early Education (Pre-K/Nursery School).

School Supports (2017-18)

- ONE TEACHER for every 15 students.
- ONE PSYCHOLOGIST for every 1350 students.
- ONE SOCIAL WORKER for every 1764 students.
- ONE SECURITY GUARD for every 395 students.

Enrollment vs. Suspension (2017-18)



4 Yr High School Graduation Rate (August 2021)

