

2022 COMMUNITY SNAPSHOT

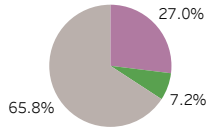
There are **8,824** residents in Rye Neck.

Sources

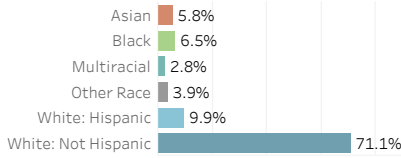
DEMOGRAPHICS (2019)

3,017 children and youth ages 24 and under.

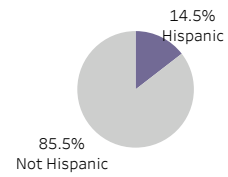
- Under 18
- 18-24
- Ages 25 and Above



Race (All Ages)



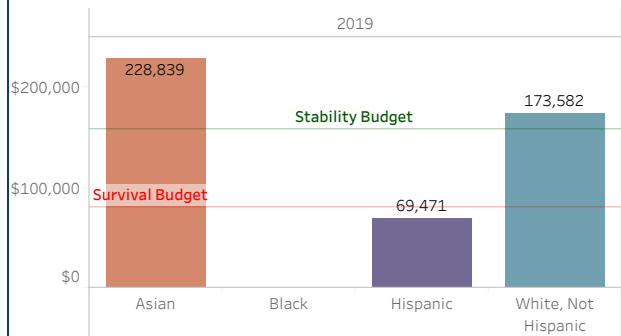
Hispanic/Non-Hispanic



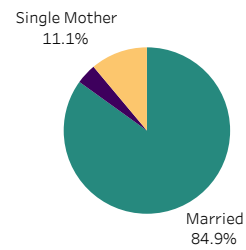
FAMILIES & SOCIOECONOMICS (2019)

The Median Income for Families with Children under 18 in Rye Neck is **\$177,250**.

Median Household Income by Race (All Households)



Percent of Children in Family Type

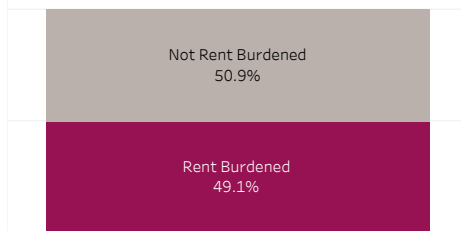


Population with Broadband Internet Access by Race




Rent Burdened Households

(spending more than 30% of household income on rent)



Population Living in Poverty/Low Income - All Ages

The Poverty Threshold in 2019 for a Household of Four was \$26,172.

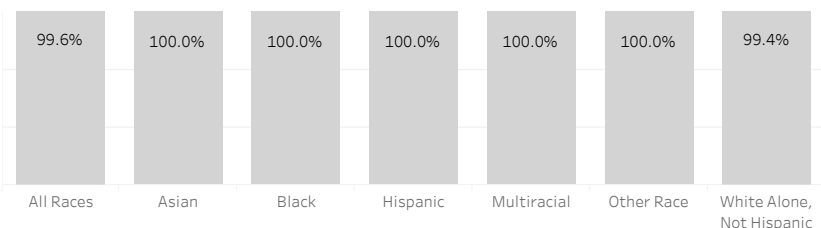


Find child & youth homelessness data at wca4kids.org/homelessdashboard

Delayed or No Prenatal Care by Municipality (%)

The percentage of infants with delayed or no prenatal care is not available at the school district level. The list below shows rates by the municipalities found within the school district.

Poverty Rates for Children 0-17 by Race



EDUCATION (Various)

Early Education (2019)

An estimated 271 children ages 3 and above are enrolled in Early Education (Pre-K/Nursery School).

School Supports (2017-18)

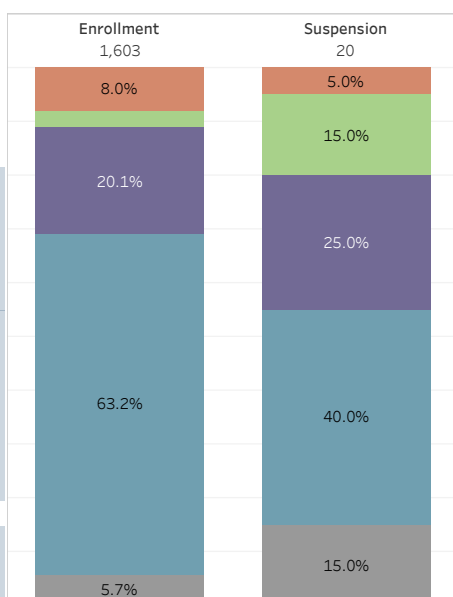
ONE TEACHER for every 13 students.

ONE PSYCHOLOGIST for every 401 students.

No Social Workers Reported.

ONE SECURITY GUARD for every 321 students.

Enrollment vs. Suspension (2017-18)



4 Yr High School Graduation Rate (August 2021)

