

2022 COMMUNITY SNAPSHOT



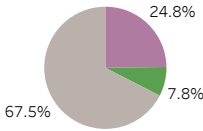
There are **24,075** residents in Peekskill.

Sources

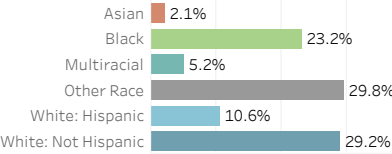
DEMOGRAPHICS (2019)

7,833 children and youth ages 24 and under.

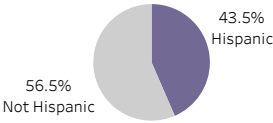
Under 18
18-24
Ages 25 and Above



Race (All Ages)



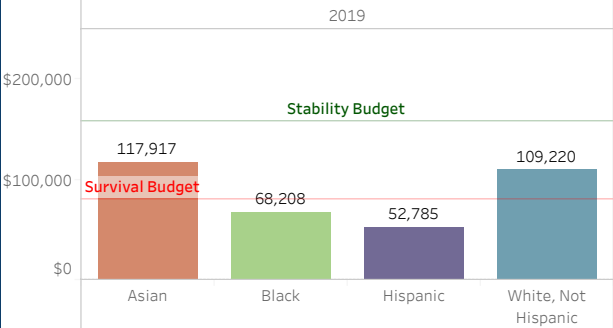
Hispanic/Non-Hispanic



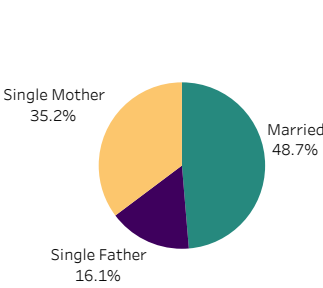
FAMILIES & SOCIOECONOMICS (2019)

The Median Income for Families with Children under 18 in Peekskill is **\$61,543**.


Median Household Income by Race (All Households)



Percent of Children in Family Type

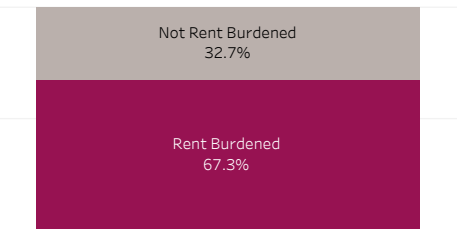


Population with Broadband Internet Access by Race



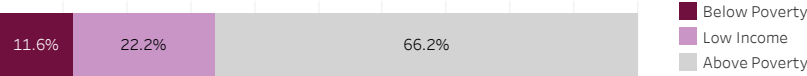
Rent Burdened Households

(spending more than 30% of household income on rent)



Population Living in Poverty/Low Income - All Ages

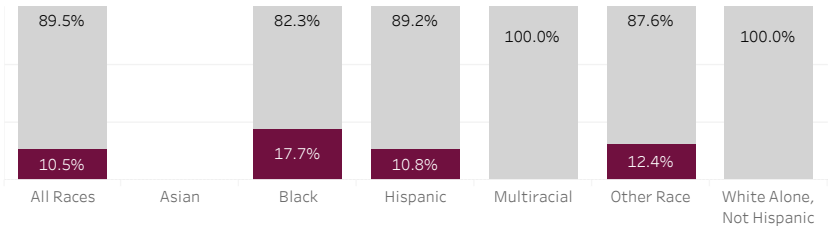
The Poverty Threshold in 2019 for a Household of Four was \$26,172.



In poverty: People in households with an income below the Poverty Threshold

Low Income: People in households with an income 100% to 200% of the Poverty Threshold


Poverty Rates for Children 0-17 by Race



Find child & youth homelessness data at
wca4kids.org/homelessdashboard

Delayed or No Prenatal Care by Municipality (%)

The percentage of infants with delayed or no prenatal care is not available at the school district level. The list below shows rates by the municipalities found within the school district.



EDUCATION (Various)

Early Education (2019)

An estimated **348** children ages 3 and above are enrolled in Early Education (Pre-K/Nursery School).

School Supports (2017-18)

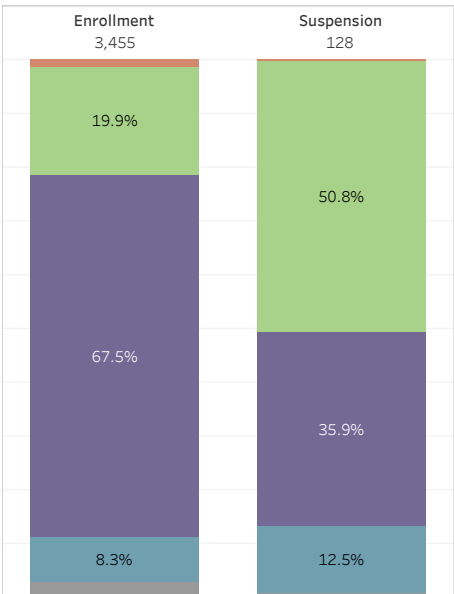
ONE TEACHER for every 13 students.

ONE PSYCHOLOGIST for every 384 students.

ONE SOCIAL WORKER for every 691 students.

ONE SECURITY GUARD for every 314 students.

Enrollment vs. Suspension (2017-18)



4 Yr High School Graduation Rate (August 2021)

