

2022 COMMUNITY SNAPSHOT

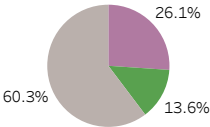
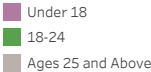


There are **6,409** residents in **Bronxville**.

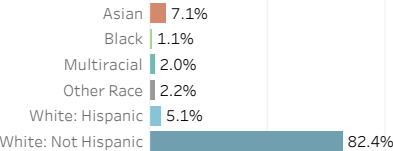
Sources

DEMOGRAPHICS (2019)

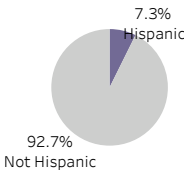
2,545 children and youth ages 24 and under.



Race (All Ages)



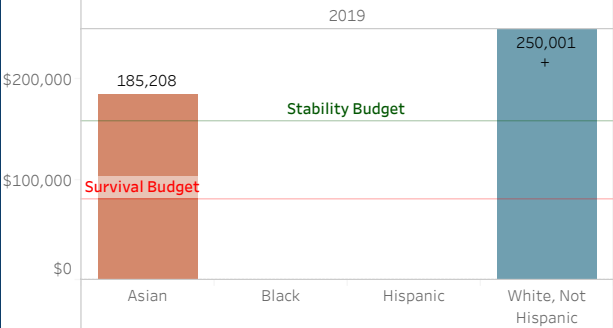
Hispanic/Non-Hispanic



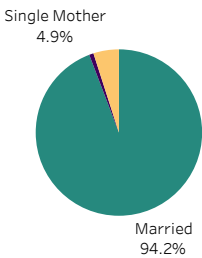
FAMILIES & SOCIOECONOMICS (2019)

The Median Income for Families with Children under 18 in **Bronxville** is **\$250,001+**.


Median Household Income by Race (All Households)



Percent of Children in Family Type

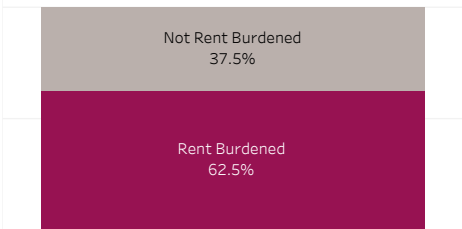


Population with Broadband Internet Access by Race



Rent Burdened Households

(spending more than 30% of household income on rent)



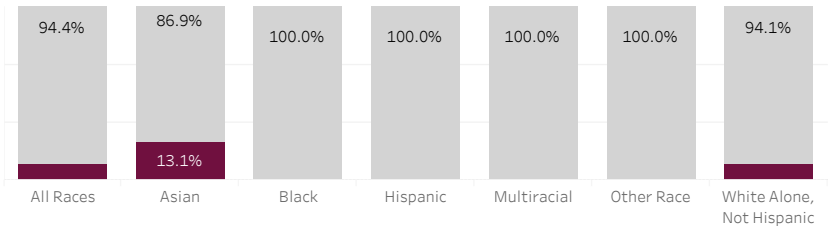
Population Living in Poverty/Low Income - All Ages

The Poverty Threshold in 2019 for a Household of Four was \$26,172.



In poverty: People in households with an income below the Poverty Threshold
Low Income: People in households with an income 100% to 200% of the Poverty Threshold

Poverty Rates for Children 0-17 by Race



Find child & youth homelessness data at
wca4kids.org/homelessdashboard

Delayed or No Prenatal Care by Municipality (%)

The percentage of infants with delayed or no prenatal care is not available at the school district level. The list below shows rates by the municipalities found within the school district.

Bronxville (V) 36.8%

EDUCATION (Various)

Early Education (2019)

An estimated **173** children ages 3 and above are enrolled in Early Education (Pre-K/Nursery School).

School Supports (2017-18)

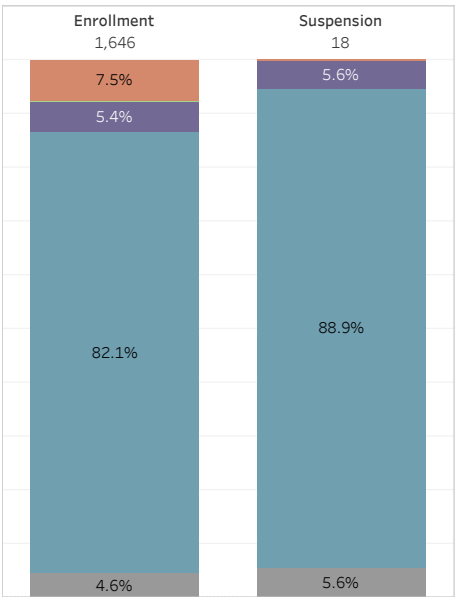
ONE TEACHER for every 14 students.

ONE PSYCHOLOGIST for every 549 students.

No Social Workers Reported.

No Security Guards Reported.

Enrollment vs. Suspension (2017-18)



4 Yr High School Graduation Rate (August 2021)

