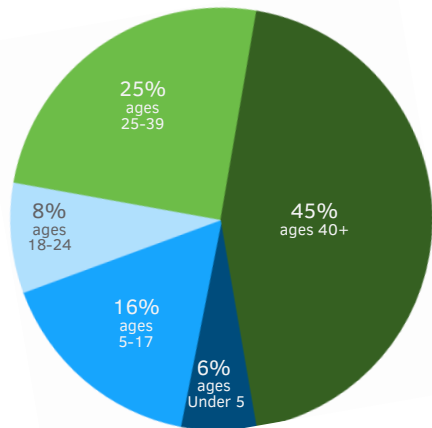
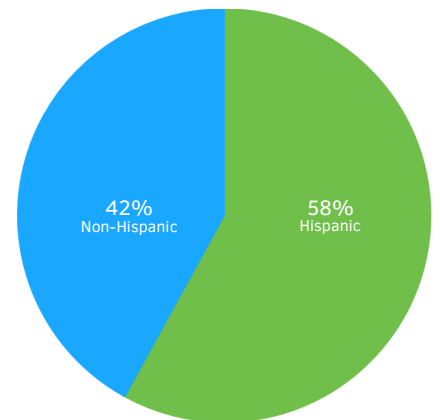
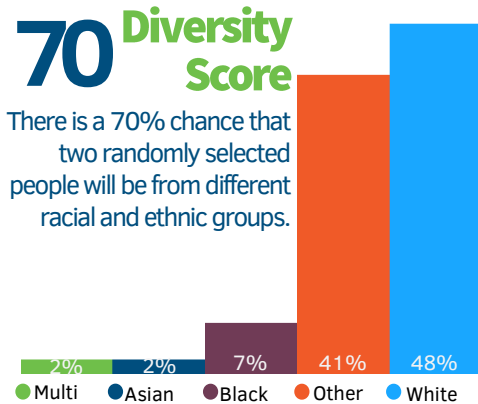


DEMOGRAPHICS 32,326 RESIDENTS 7,156 CHILDREN

Age



Race/Ethnicity of Total Population



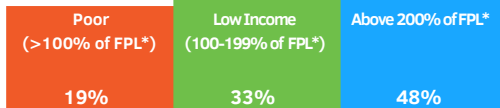
61% of Port Chester residents speak a language other than English at home.



U.S. Census Bureau: 2010-2014 American Community Survey (ACS) 5-Year Estimates, Age: Table B01001; Diversity calculated based on: Table B03002; Race/Ethnicity: Table DP05; Language: Table S1601, <http://factfinder2.census.gov>.

ECONOMICS

52% of children in Port Chester are low-income or poor.



*FPL= Federal Poverty Level

U.S. Census Bureau: 2010-2014 ACS 5-Year Estimates, Table B17024, <http://factfinder2.census.gov>.

9% of those in the labor force are Unemployed Port Chester Residents

U.S. Census Bureau: 2010-2014 ACS Survey 5-Year Estimates, Table DP03, <http://factfinder2.census.gov>.

Monthly Housing Costs



Rent-burdened Households 65%

NOTE: Rent burdened is defined as spending more than 30% of household income on rent.

U.S. Census Bureau: 2010-2014 ACS Survey 5-Year Estimates, Tables S2503 and DP04, <http://factfinder2.census.gov>.

EDUCATION

Student Enrollment by Race



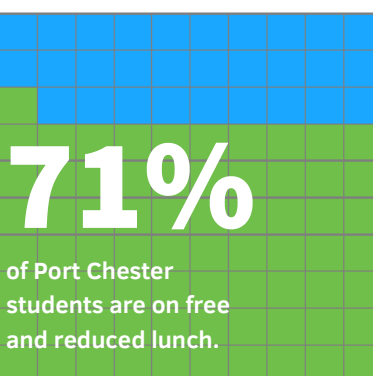
Student Suspensions by Race



U.S. Department of Education: 2013-14 CRDC Survey: Suspension Rates, www.ocrdata.ed.gov

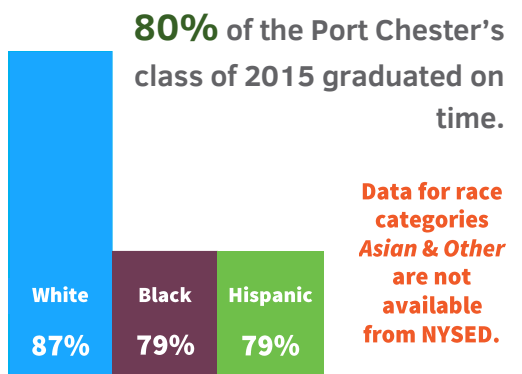
Asian & Other did not have reported suspensions therefore those categories were not graphed.

Free & Reduced Lunch



New York State Education Department (NYSED): 2014-15 Report Card Database: 2015 Free/Reduced Lunch, <http://data.nysed.gov/downloads.php>.

Graduation Rate by Race



Data for race categories Asian & Other are not available from NYSED.

New York State Education Department (NYSED): 2011 Total Cohort 4-Year Outcome; 2015 Graduation Rates, www.data.nysed.gov

Chronic Absence



U.S. Department of Education: 2013-14 CRDC Survey: Chronic Absenteeism, www.ocrdata.ed.gov

Academic Proficiency Rates*

Subject-Grade	2016 Rate	*Percent of students at levels 3 or 4 on English Language Arts & Math exams.
Math-3rd**	36%	
ELA-3rd	34%	
ELA-8th	27%	

NOTE: Due to changes in the exam, we cannot compare rates to 2015. ** We did not include Math-8th Grade as Advanced Math students can opt out of the exam.

NYSED: 2015-2016 Grades 3-8 English Language Arts and Mathematics District and Building Aggregates, <https://data.nysed.gov/>

DID YOU KNOW THAT...

Index Crime Rate

2036

Crimes per 100,000 people

*includes violent & property crimes

NYS Division of Criminal Justice Services, 2015 Index Crimes by Agency, <http://www.criminaljustice.ny.gov/>

Walk Score

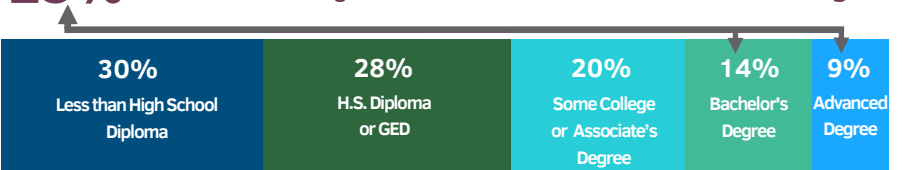
78

out of 100

Very Walkable; most errands can be done on foot

2016 Walk Score®: <https://www.walkscore.com/NY/PortChester>








23% of adults over the age of 25 have a Bachelor's or more advanced degree.

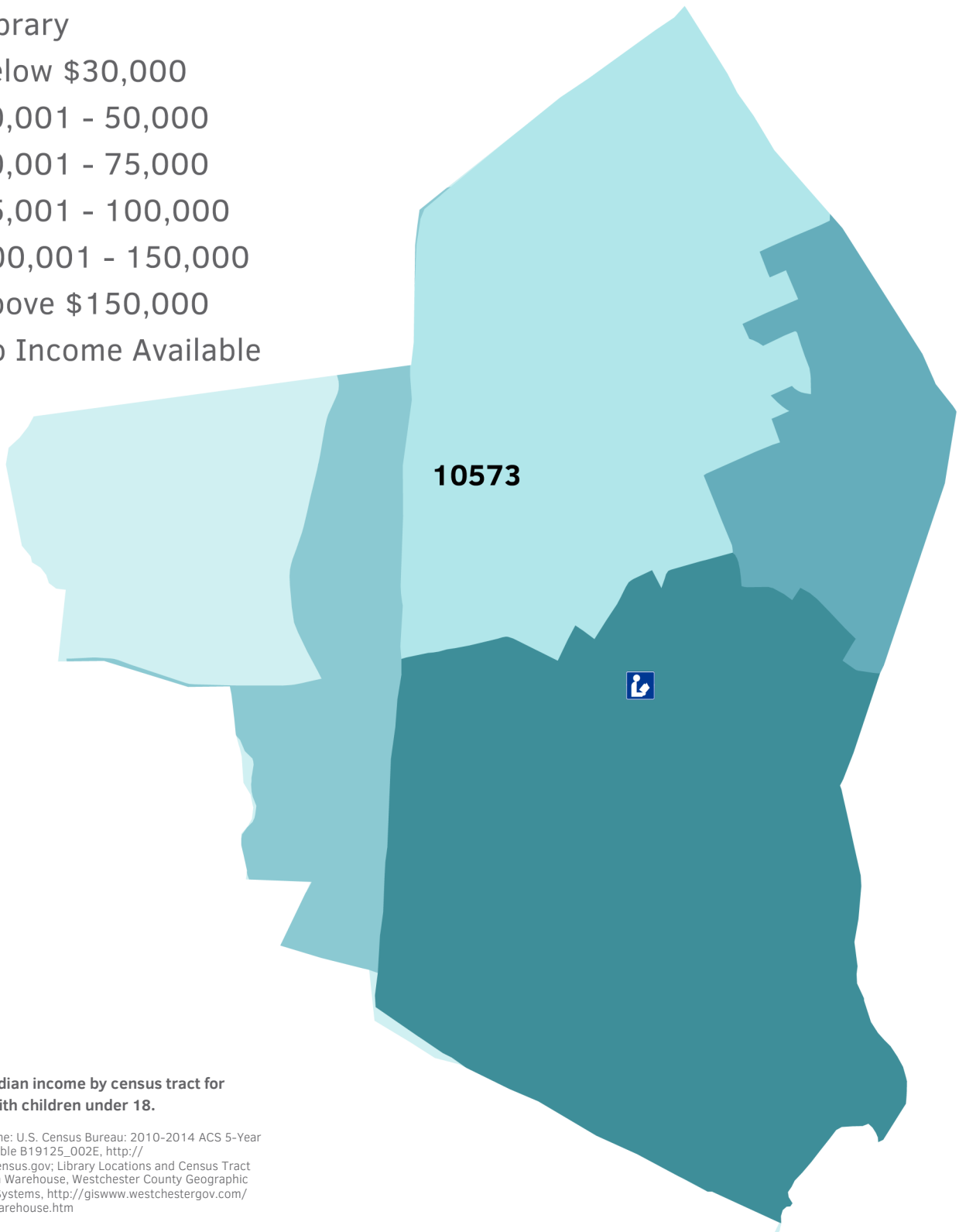


U.S. Census Bureau: 2010-2014 ACS 5-Year Estimates, Table S1501, <http://factfinder2.census.gov>.

SCHOOL DISTRICT MEDIAN INCOME* MAP

Library

-  Below \$30,000
-  30,001 - 50,000
-  50,001 - 75,000
-  75,001 - 100,000
-  100,001 - 150,000
-  Above \$150,000
-  No Income Available



*Note: Median income by census tract for families with children under 18.

Median Income: U.S. Census Bureau: 2010-2014 ACS 5-Year Estimates, Table B19125_002E, <http://factfinder2.census.gov>; Library Locations and Census Tract Borders, Data Warehouse, Westchester County Geographic Information Systems, <http://giswww.westchestergov.com/wcgis/DataWarehouse.htm>

HEALTH

Premature Births

11%

of infants

NOTE: Premature is defined as born prior to 37 weeks.

NYS Dept. of Health: County/ZIP Code Perinatal Data Profile, 2012-2014; <http://www.health.ny.gov/statistics/chac/perinatal/county/2012-2014/westchester.htm>

Late or No Prenatal Care

2%

of infants

NOTE: Late Prenatal care starts after 3rd trimester.

CREDITS: Major support provided by Westchester Community Foundation and The John P. and Constance A. Curran Charitable Foundation. Project leader: Denise Killeen. Supervisor: Limarie Cabrera. Data Collection: Sarah Halperin. A special thank you to Sarah Aparicio for checking our work.

Look Who is Doing Great Work in Port Chester!



Thomas A. Edison School is a full service community school in Port Chester that services over 450 students in grades kindergarten through 5th grade, 87% of which qualify for free and reduced lunch. The school combines robust, on-site support services from the Open Door Medical Clinic, Family Services of Westchester, Manhattanville College and the Carver Center After-School program for its students to help ensure that each child's social-emotional needs are being

met, thus allowing for optimal academic performance to occur. Parents participate daily in school activities, either through the school's progressive Parent Leadership Workshop series, or by enrolling in adult education classes through BOCES (another community school partner). These services, combined with innovative academic programming differentiated to meet each child's strengths and needs, has helped bolster students' academic success as evidenced by the students' performance on New York State assessments where the school performs above the state average in several categories.

Ivan Tolentino, Principal, Thomas A. Edison School, <http://tae.portchesterschools.org/>