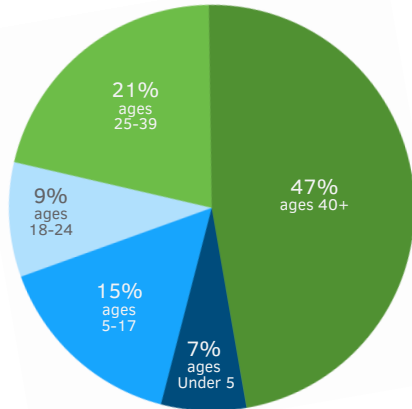


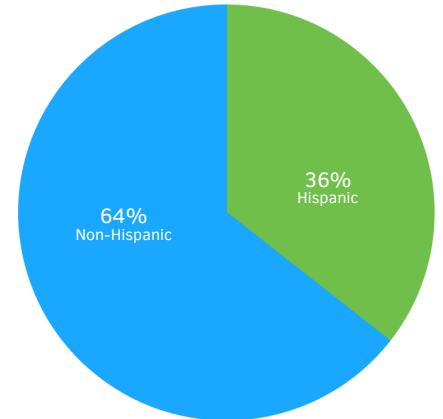
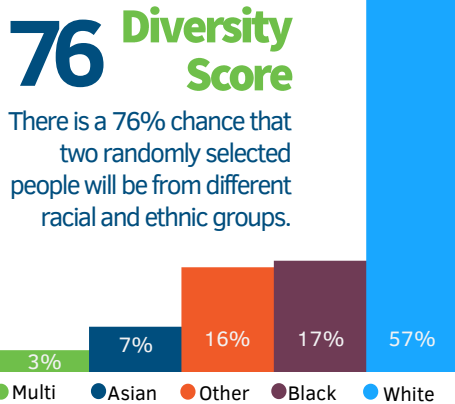
DEMOGRAPHICS

198,654 RESIDENTS **44,180** CHILDREN

Age



Race/Ethnicity of Total Population



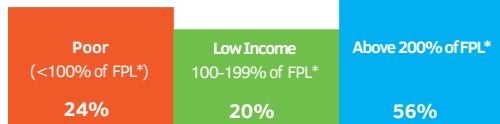
48% of Yonkers' residents speak a language other than English at home.



U.S. Census Bureau: 2010-2014 American Community Survey (ACS) 5-Year Estimates, Age: Table B01001; Diversity calculated based on: Table B03002; Race/Ethnicity: Table DP05; Language: Table S1601, <http://factfinder2.census.gov>.

ECONOMICS

44% of children in Yonkers are low-income or poor.



*FPL= Federal Poverty Level

U.S. Census Bureau: 2010-2014 ACS 5-Year Estimates, Table B17024, <http://factfinder2.census.gov>.

10% of those in the labor force are **Unemployed Yonkers Residents**

U.S. Census Bureau: 2010-2014 ACS Survey 5-Year Estimates, Table DP03, <http://factfinder2.census.gov>.

Monthly Housing Costs



Rent-burdened Households 55%

NOTE: Rent burdened is defined as spending more than 30% of household income on rent.

U.S. Census Bureau: 2010-2014 ACS Survey 5-Year Estimates, Tables S2503 and DP04, <http://factfinder2.census.gov>.

EDUCATION

Student Enrollment by Race

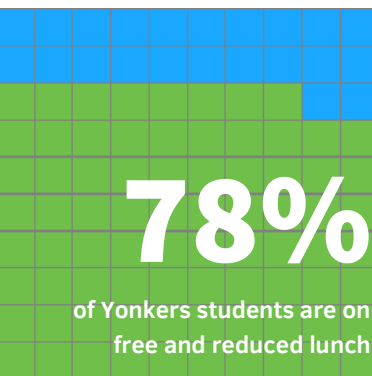


Student Suspensions by Race



U.S. Department of Education: 2013-14 CRDC Survey: Suspension Rates, www.ocrdata.ed.gov

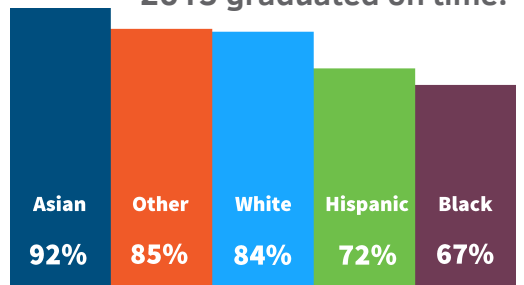
Free & Reduced Lunch



New York State Education Department (NYSED): 2014-15 Report Card Database: 2015 Free/Reduced Lunch, <http://data.nysed.gov/downloads.php>.

Graduation Rate by Race

74% of the Yonkers' class of 2015 graduated on time.



NYSED: 2011 Total Cohort 4-Year Outcome: 2015 Graduation Rates, www.data.nysed.gov

Chronic Absence

30%

Of Yonkers' students miss 10% (18 days) or more of the school year (180 days).

U.S. Department of Education: 2013-14 CRDC Survey: Chronic Absenteeism, www.ocrdata.ed.gov

Academic Proficiency Rates*

| Subject-Grade | 2016 Rate | *Percent of students at levels 3 or 4 on English Language Arts & Math exams. |
|---------------|-----------|--|
| Math-3rd** | 31% | |
| ELA-3rd | 33% | |
| ELA-8th | 27% | |

NOTE: Due to changes in the exam, we cannot compare rates to 2015. ** We did not include Math-8th Grade as Advanced Math students can opt out of the exam.

NYSED: 2015-2016 Grades 3-8 English Language Arts and Mathematics District and Building Aggregates, <https://data.nysed.gov/>

DID YOU KNOW THAT...

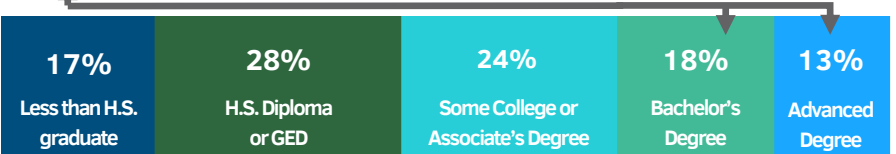
Index Crime Rate
1489
Crimes per 100,000 people
*includes violent & property crimes

NYS Division of Criminal Justice Services, 2015 Index Crimes by Agency, <http://www.criminaljustice.ny.gov/>

Walk Score
71
out of 100
Very Walkable;
most errands can be done on foot

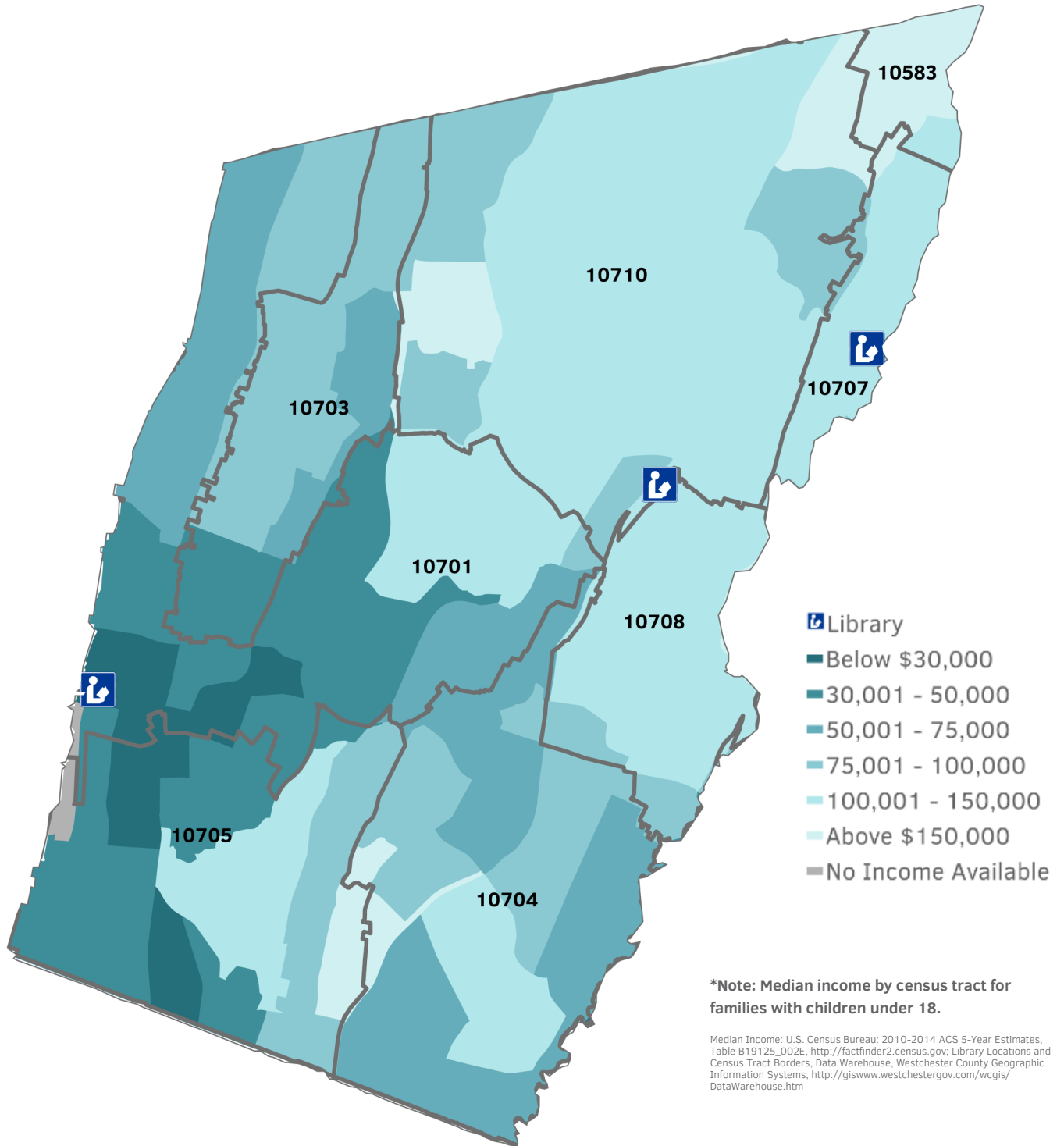
2016 Walk Score®, <https://www.walkscore.com/NY/Yonkers>.

31% of adults over the age of 25 have a **Bachelor's** or more advanced degree.



U.S. Census Bureau: 2010-2014 ACS 5-Year Estimates, Table S1501, <http://factfinder2.census.gov>.

SCHOOL DISTRICT MEDIAN INCOME* MAP



HEALTH

| Zip Code | Premature Birth | Late or No Prenatal Care |
|----------|-----------------|--------------------------|
| 10583 | 10% | 6% |
| 10701 | 13% | 6% |
| 10703 | 12% | 6% |
| 10704 | 10% | 5% |
| 10705 | 13% | 7% |
| 10707 | 13% | 5% |
| 10708 | 11% | 8% |
| 10710 | 12% | 3% |

NOTES:
1. Late Prenatal care starts after 3rd trimester.
2. Premature is defined as born prior to 37 weeks.

NYS Dept. of Health: County/ZIP Code Perinatal Data Profile, 2012-2014; <http://www.health.ny.gov/statistics/chac/perinatal/county/2012-2014/westchester.htm>

CREDITS: Major support provided by Westchester Community Foundation and The John P. and Constance A. Curran Charitable Foundation. Project leader: Denise Killeen. Supervisor: Limarie Cabrera. Data Collection: Sarah Halperin. A special thank you to Sarah Aparicio for checking our work.

Look Who is Doing Great Work in Yonkers!

YPIE is committed to increasing the number of students who graduate from college. For 9 years we've been inspiring young people in Yonkers, many who are the first in their families to attend college, to reach for their dreams.

YPIE challenges students to be active learners while surrounding them with caring adults who provide guidance and support.



Academic readiness & mentoring




College application & financial aid advice



Serving approximately 1000 students per year



Aiding low-income and first-generation families



Ariana Aguilar, Chief Development Officer, Yonkers Partners In Education. www.YPIE.org